

# OUTLANDER SPORT

---



# Contact Your Nearest Group1 Mitsubishi Dealership

Mitsubishi Kuils River

Western Cape

021 203 3482

Mitsubishi Rivonia

Gauteng

011 808 3900

We Deliver Nationwide

[www.group1mitsubishi.co.za](http://www.group1mitsubishi.co.za)



## Your Captivating Partner

Turn your everyday into a more comfortable and exciting experience. OUTLANDER SPORT ignites your sense of adventure and brings fresh excitement to the entire family, like never before.





It captivates your heart in an instant. With an elegant and effortlessly flowing profile, the concept is all about being SILKY & SOLID. It stands out beautifully at all times.



SILKY & SOLID





Embracing the Next Chapter with You



Artistically positioned lights stand out as a symbol.  
What awaits ahead is a new journey for you.



Experience the dynamic appearance that defines the new generation with OUTLANDER SPORT.  
It fully satisfies your curiosity, setting its sights on the next everyday adventure and  
unseen landscapes.  
Now, let's go together. Beyond that, a new world is sure to unfold.



A New World Awaits Beyond





## Comfort & Refinement

Sink into the premium seating that resembles a luxurious living room with its spacious design, featuring wide seats and ample room in the rear. OUTLANDER SPORT wraps you in a gentle embrace, making every moment a truly special experience.







### Private Concert Hall

It feels like a special concert hall just for you. You can discover an exciting music experience in the daily driving life.

[Nikada]/[Crowd of Concert People] via Getty Images

## Dynamic Sound YAMAHA Premium

MITSUBISHI MOTORS and Yamaha created an unprecedented high-quality acoustic space for OUTLANDER SPORT.



Front dome tweeter on A pillar



Front door speaker



Rear door Coaxial 2way speaker



Speaker position

### Ideal sound experience


You can choose from 4 sound types and a range of listening positions to match your mood and preferences. Speed Compensated Volume (SCV) ensures consistent audio quality in any situation.

### Four selectable sound types



Lively

Enjoy a sharp, clear bass and lively vocals.



Signature

Vividly accentuating natural instrument tones and captivating vocals.



Powerful

An energetic sound with powerful and weighty bass.



Relaxing

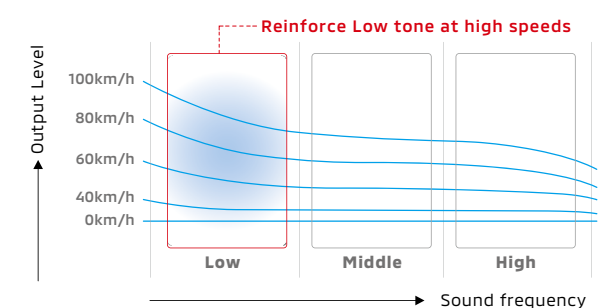
Delight in a serene music experience with a balanced and composed sound.

### High quality audio with SCV

You can enjoy high-quality audio even on rough roads or high-speed driving.

To keep Bass sounds clear, not only volume but also equalizers are vehicle speed-linked by SCV function.

### Adjust Vol.&Equalizer



Dynamic Sound Yamaha Premium exclusive to Exceed only  
 Note: Some equipment may vary by market. Please consult your local MITSUBISHI MOTORS dealer/distributor for details.



# Feel It. Hear It. See It. Experience the Latest Innovations.

## Uniting Intuitive Operation and Advanced Design

Featuring a sleek and futuristic design, the meter is equipped with a large 12.3-inch display, allowing drivers to effortlessly access vehicle information. With its intuitive operation and clear visibility, it enhances the driving experience, making it even more exciting with a variety of engaging content.

### HOME



The screen is divided into three sections, displaying frequently used content for the driver. Moreover, it offers the freedom to customise the display with preferred content.

### ALL MENU



### More exciting contents



Avionics



Multi meter: Adventurous



Driving Score



Drive mode display



Wallpaper player



Watch mode

### 8-inch digital driver display



type1



type2



Note: Apple CarPlay is a trademark of Apple Inc., registered in the U.S. and other countries and regions.  
For more information: [www.apple.com/ios/carplay/](http://www.apple.com/ios/carplay/)



Note: Android and Android Auto are trademarks of Google LLC.  
Compatible Android phone and compatible active data plan required. For more information: [www.android.com/auto/](http://www.android.com/auto/)



Note: WebLink is a trademark of Abalta Technologies, Inc.  
For more information: <https://abaltatech.com/products-and-services/weblink/>

Wireless Android Auto, Apple CarPlay, and WebLink are available via Wi-Fi.

### Others

- Opening/closing movies ● Wallpaper player (movie: 4 types/pictures: 3 types)  
(1)Movie: 4 seasons in Japan/Adventure/Aquarium/Jellyfish (2)Pictures: Wave stream/Heat band/Prologue ● USB photos Import images from USB memory and use them as background.
- Yamaha special background (Dynamic Sound Yamaha Premium only)







## Spacious and versatile luggage space

Discover OUTLANDER SPORT's spacious, adaptable and versatile luggage space. With its height-adjustable cargo area, you can even transport taller items by adjusting the cargo board.

1. Height : **439** mm
2. Width : **1,060** mm
3. Depth : **720** mm
4. Adjustable Height : **103** mm

\* Adjustable height is exclusive to GLS and Exceed models



## Equipment



**Hands-free power tailgate**  
Open and close easily by put foot under rear bumper.



**Dual-zone automatic air conditioning and rear air vent**  
Temperature settings can be adjusted independently for the driver's seat, front passenger seat.



**nanoe™ X**  
Removes odors and improves the interior air quality, creating a more comfortable driving environment.  
\*nanoe™ and the nanoe™ marks are trademarks of Panasonic Holdings Corporation.

## Storage



**Console box / cooling function**  
The console box is equipped with a cooling function.



**Passenger tray**  
Convenient storage space for smartphones and small items.



**2 cup holders**



**Console tray with wireless charger**  
Enables convenient charging by simply placing your smartphone on the charger.



**USB port for charging (Type-A and Type-C)**  
Features convenient USB ports for charging devices.



**Sunvisor mirror**



**Door trim storage (front)**  
Convenient for storing small items like plastic bottles and foldable umbrellas.



**Console side pocket**  
Provides dedicated space to store your smartphone.



**Glove box**



# Embrace the Joy of Unstoppable Momentum



## Excellent ground clearance and visibility

A minimum ground clearance of 222 mm delivers outstanding performance on uneven or flooded roads. Enjoy peace of mind on any route as our class-leading high eye-point provides excellent visibility, allowing you to easily navigate and assess your surroundings.



Minimum ground clearance: **222 mm**

\*When equipped with 18-inch alloy wheels and excluding the under cover.

## Selectable Drive Modes tailored to your needs.

You can select the most suitable drive mode according to the road and driving conditions. WET mode is specifically designed to support driving on surfaces like flooded roads, ensuring stable performance in various situations.



**WET MODE**  
Provides stable steering control whilst reducing wheel slip on wet or flooded road surfaces.

## Intuitively clear and easy-to-switch mode selection.

Drivers can quickly and intuitively recognise the current mode status on the display. Additionally, mode selection is easy to operate with just a single switch.



Drive mode selector






## Unwavering Confidence, Limitless Exploration



### Dependable driving performance.

OUTLANDER SPORT delivers a comfortable and stable driving experience that drivers can confidently drive with peace of mind.



#### Active Yaw Control [AYC]

By controlling the brakes even on slippery road surfaces, it optimises the control of the yaw moment acting on the vehicle, resulting in excellent turning performance and driving stability. It provides drivers with the freedom to drive exactly as they desire.



#### Responsive 1.5L MIVEC engine


The spirited 16-valve DOHC engine with advanced MIVEC\* puts ample power at your command – more than enough to carry 5 people with ease.

\*Mitsubishi Innovative Valve timing Electronic Control system



#### High-efficiency Continuously Variable Transmission [CVT]

The high-efficiency CVT provides an ideal balance between fuel efficiency and driving power with smooth gear shifts. Step-up shifting provides a crisp acceleration feel that's powerful and sharp.



#### Well-Tuned Suspensions

The suspension system is developed to accommodate large tyres and wheels. It provides a smooth steering feel and ensures a comfortable ride.



#### RISE Body

The high body rigidity helps to minimise body torsion, contributing to excellent steering response and high driving stability.

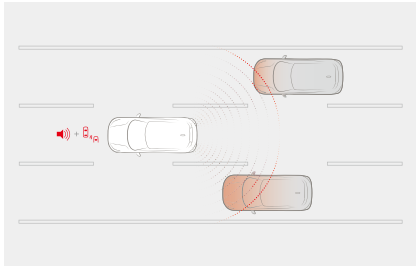


#### Electric parking brake with Brake auto hold

Features an electric parking brake that is engaged by pulling up the switch and can be released by pressing the switch or pressing the accelerator pedal.

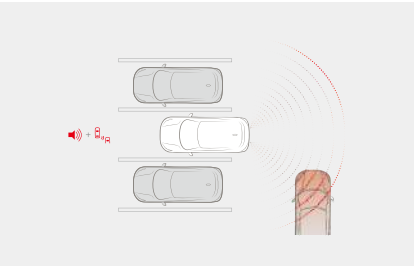


# Advanced Safety Equipment Supporting Every Passenger



**BLIND SPOT WARNING [BSW]**

Detects approaching vehicles from the rear diagonal and adjacent lanes. Notifies the driver of their presence through the illumination of the door mirror indicators. When the turn signal is activated in the direction where a vehicle is present, it prompts the driver's attention through warning buzzers or other means.



**REAR CROSS TRAFFIC ALERT [RCTA]**

Detects vehicles approaching from the rear diagonal direction. When backing out in places like parking lots, it alerts the driver to the presence of approaching vehicles through warning buzzers and flashing door mirror indicators, prompting caution.



**6 Airbags**

For added protection in case of an accident, all vehicles are equipped with a total of six airbags as a standard feature, enhancing overall safety.

Equipped with advanced safety features, OUTLANDER SPORT supports drivers in any situation, making driving more enjoyable and inspiring a desire to explore new destinations.

**BSW** : The detection and control capabilities of the Blind Spot Warning system [BSW] are supplemental only and do not warn you of vehicles in blind spots in every situation. Please do not rely solely on this system whilst driving. BSW may not operate normally in some cases, depending on traffic, weather, road surface conditions and the presence of obstructions.

**RCTA** : Do not rely solely on Rear Cross Traffic Alert [RCTA], which may not detect all moving vehicles in certain conditions.

Note: The radar wave graphics are for illustrative purposes only and do not represent the actual sensor application. Drivers are fully responsible for their own safe driving. Please drive safely and do not rely solely on these systems whilst driving. Some equipment may vary by market. Please consult your local MITSUBISHI MOTORS dealer/distributor for details.



VARIATIONS

BODY COLOURS

# GL / GLS

2WD 1.5-Litre  
CVT



Black PVC with black Stitching



Fabric with  
grey accent



White Pearl(W81)



Blade Silver Metallic(U33)

# ASPIRE

2WD 1.5-Litre  
CVT



Melange Fabric with Mocha Stitching



Synthetic Leather  
with Mocha Accent



Graphite Gray Metallic(U28)



Red Metallic(P26)

# EXCEED

2WD 1.5-Litre  
CVT



Melange Fabric with Mocha Stitching



Synthetic Leather  
with Mocha Accent



Energetic Yellow Metallic(Y37)



## STANDARD & OPTIONAL EQUIPMENT

■ Standard — Not available

Model	GL	GLS	ASPIRE	EXCEED
<b>Performance</b>				
1.5-litre 16-valve DOHC (4A91)	■	■	■	■
225/50R18 + 18-inch 2-tone alloy wheel	-	-	-	-
205/60R17 + 17-inch gray alloy wheel	■	■	■	■
18-inch full-size spare tyre	-	-	-	-
17-inch full-size spare tyre	■	■	■	■
T145/90D16 temporary spare tyre + 16-inch steel wheel	-	-	-	-
Tool & jack simple set	■	■	■	■
<b>Exterior</b>				
Front bumper colour-keyed	■	■	■	■
Front bumper lower colour-keyed	-	-	-	-
accent material black	■	■	■	■
Front grille gloss black	■	■	■	■
Side Door garnish material black	■	■	■	■
Side sill garnish material black	■	■	■	■
Wheel arch moulding material black	■	■	■	■
Rear bumper colour-keyed	■	■	■	■
Rear bumper lower accent colour-keyed	-	-	-	-
material black	■	■	■	■
Electrically adjustable colour-keyed	■	■	■	■
power folding door mirrors with side turn signal	-	-	-	-
black paint	■	■	■	■
Outer door handle colour-keyed	■	■	■	■
Rear spoiler with high-mount stop light	■	■	■	■
<b>Interior</b>				
Tilt and telescopic steering wheel	■	■	■	■
Leather-wrapped steering wheel	-	-	-	-
Urethane steering wheel	■	■	■	■
Leather-wrapped gearshift knob	-	-	-	-
Electric parking brake with brake auto hold	■	■	■	■
Steering switch audio, hands-free phone, voice recognition, multi-information display	■	■	■	■
Cruise control	-	-	■	■
Seat material Synthetic leather seat with anti-temperature rise function (black with mocha accent)	-	-	■	■
Fabric	■	■	-	-
Height adjustable driver seat	■	■	■	■
Passenger seat under tray	■	■	■	■
Seatback pockets with multiple pockets	■	■	■	■
Convenient hook Driver seat headrest	■	■	■	■
Passenger seat headrest	■	■	■	■
40:20:40 split folding rear seats	■	■	■	■
8-step reclining rear seats	■	■	■	■
Rear centre armrest with pocket	■	■	■	■
Coin box	■	■	■	■
Coin tray	■	■	■	■
Glove box with card holder with damper	■	■	■	■
Passenger tray	■	■	■	■
Floor console box with armrest and cooling function	■	■	■	■
Front and rear door inner door handle	■	■	■	■
Front and rear door power window switch panel	■	■	■	■
gloss black	■	■	■	■
Console side pocket x 2	■	■	■	■
Front and rear door storage pockets with bottle holders	■	■	■	■
Driver and passenger sunvisor with ticket holder and vanity mirror	■	■	■	■
with illumination	■	■	■	■
Sunglass pocket	■	■	■	■
Retractable assist grip x 4	-	-	-	-
x 3	■	■	■	■
Coat hanger x 2	■	■	■	■
Front cup holder x 2	■	■	■	■
Accessory socket (DC12V) on front console	■	■	■	■
Front console tray	-	-	■	■
Wireless charger with illumination	-	-	■	■
Front USB terminal Type-A and Type-C	■	■	■	■
USB port for charging (Rear console) Type-A and Type-C	■	■	■	■
Soft pad trim with silver stitch	■	■	-	-
instrument panel upper part, front door trim upper part	■	■	-	-
White melange fabric accent with mocha stitch	-	-	■	■
Floor carpet driver heel pad	■	■	■	■
needle punch carpet	■	■	■	■
<b>Safety &amp; Security</b>				
Drive mode selector (Normal/Wet/Gravel/Mud)	-	-	■	■
Rearview camera	■	■	■	■
Active Yaw Control [AYC]	■	■	■	■
Anti-lock Brake System [ABS] with Electronic Brake force Distribution [EBD] and brake assist	■	■	■	■
Dimming rearview mirror	■	■	-	-
Auto dimming rearview mirror	-	-	■	■
Driver SRS airbag	■	■	■	■
Front passenger SRS airbag	■	■	■	■
Front seat-mounted side SRS airbag	■	■	■	■
<b>Safety &amp; Security</b>				
Side curtain SRS airbag	-	-	■	■
Cruise control	-	-	■	■
Blind Spot Warning [BSW]	-	-	■	■
Blind Spot Warning [BSW] with Lane Change Assist [LCA]	-	-	■	■
Rear Cross Traffic Alert [RCTA]	-	-	■	■
Hill Start Assist [HSA]	-	-	■	■
Parking sensors (Rear)	-	-	■	■
Emergency Stop Signal system [ESS]	■	■	■	■

Model	GL	GLS	ASPIRE	EXCEED
<b>Active Stability Control [ASC]</b>				
Tire Pressure Monitoring System [TPMS]	-	-	■	■
<b>Front 3-point seatbelts with Emergency Locking Retractor (ELR) and single pretensioner with force limiter</b>				
Rear seat 3-point seatbelt with Emergency Locking Retractor [ELR] x 3	■	■	■	■
Lower anchor and tether anchor for ISO-FIX child seat x 2	■	■	■	■
Seatbelt reminder for all seating position	■	■	■	■
RISEbody	■	■	■	■
<b>Utility</b>				
Dual-zone automatic air conditioning (Push button with LCD type) with nanoe™X	-	-	■	■
Manual air conditioning (Push button with LCD type)	■	■	-	-
Rear seat air vent	■	■	■	■
Driver knee air vent	■	■	■	■
Pollen air filter	■	■	■	■
8-inch Smartphone-link Display Audio [SDA] AM/FM radio, Bluetooth®, Apple CarPlay®, Google Android Auto™, and WebLink®	■	■	-	-
12.3-inch Smartphone-link Display Audio [SDA] AM/FM radio, Bluetooth®, Apple CarPlay®, Google Android Auto™, and WebLink® with wireless smartphone connection	-	-	■	■
Dynamic Sound Yamaha Premium with 8 speakers	-	-	-	■
6 speakers	■	■	■	-
High contrast backlit meter and gauge with 4.2-inch Multi-information display	■	■	-	-
8-inch digital driver display	-	-	■	■
Ambient lighting passenger tray and front door panels	-	-	■	■
Keyless Operation System [KOS] transmitter x 2	-	-	■	■
Remote keyless entry transmitter x 2	■	■	-	-
Central door locking system with centre door locking switch	■	■	■	■
Speed sensing automatic central door lock with impact sensitive unlock mechanism	■	■	■	■
ECO indicator	■	■	■	■
ECO score and ECO drive assist indicator	■	■	■	■
Engine switch immobilizer	■	■	■	■
Hands-free power tailgate with close and lock function and height memory	-	-	■	■
Tonneau cover	■	■	■	■
Shark-fin antenna	■	■	■	■
Height-adjustable luggage floor	■	■	■	■
<b>Lighting and Visibility</b>				
LED headlight (high/low beam) with manual levelling	■	■	■	■
Auto on/off headlight	-	-	■	■
Bi-functional LED Daytime Running Lamp [DRL]/Position and Turn	■	■	■	■
LED side turn signal on door mirrors	■	■	■	■
Welcome light	■	■	■	■
Coming home light	■	■	■	■
LED front fog lamp	-	-	■	■
Full LED rear combination lamp stop/tail/turn/back-up	■	■	■	■
Front room and map light	■	■	■	■
Rear reading light	■	■	■	■
Windscreen glass laminated glass with UV ray reduction	■	■	■	■
Power windows (driver side auto up/down and anti-trap function)	■	■	■	■
Front windscreen variable intermittent wiper (Vehicular speed response type)	■	■	-	-
Rain-sensing windscreen wiper	-	-	■	■
Rear window intermittent reverse position sensing wiper	■	■	■	■

### WARNING

Individuals who use implantable pacemakers or implantable cardioverter-defibrillators should keep away from the Keyless Operation System [KOS]. The electromagnetic waves used in the KOS may affect the operation of implantable pacemakers or implantable cardioverter-defibrillators.

Individuals using other electro-medical apparatuses should check with the manufacturer of the apparatus to confirm the effect of the electromagnetic waves used by the KOS, as the electromagnetic waves may affect their operations.

\*Note: Apple CarPlay is a trademark of Apple Inc., registered in the U.S. and other countries. For more information: [www.apple.com/ios/carplay/](http://www.apple.com/ios/carplay/)

\*Note: Google, Google Assistant, Android, Android Auto and other related marks are trademarks of Google LLC. For more information: [www.android.com/auto/](http://www.android.com/auto/)

## TECHNICAL SPECIFICATIONS

		2WD			
		1.5-litre			
		CVT*1			
		5-seater			
		GL	GLS	ASPIRE	EXCEED
<b>Dimension &amp; Weight</b>					
Overall length	mm	4,390			
Overall width	mm	1,810			
Overall height	mm	1660 (w/ Antenna)			
Wheelbase	mm	2,650			
Track	mm	1,560			
	mm	1,565			
Ground clearance (without under cover)	mm	222			
Ground clearance (with under cover)	mm	193			
Gross vehicle weight	kg	1,730			
<b>Fuel System</b>					
Fuel supply equipment		MPI			
Fuel tank capacity	litres	42			
<b>Engine</b>					
Type		1.5-litre 16-valve DOHC (4A91)			
Fuel type / octane		Unleaded Gasoline			
Total displacement	cc	1,499			
Emission level		Euro 2			
Max. output	kW/rpm	77 / 6,000			
Max. torque	N·m/rpm	141 / 4,000			
<b>Transmission</b>					
Gear ratio	D range	2.480-0.396			
	Reverse	2.604			
	Final	5.698			
<b>Performance</b>					
Max. speed*2	km/h	175			
Acceleration*3 0-100km/h	sec.	13.6			
Minimum turning radius	m	5.2			
<b>Steering</b>					
Type		Rack and pinion with electrical power assist			
<b>Suspension</b>					
Front		MacPherson strut			
Rear		Torsion beam			
<b>Brake</b>					
Front		15" ventilated disc			
Rear		15" disc			
<b>Tyre</b>					
GL / GLS		205/60R17			
ASPIRE / EXCEED		225/50/R18			

\*1: Continuously Variable Transmission

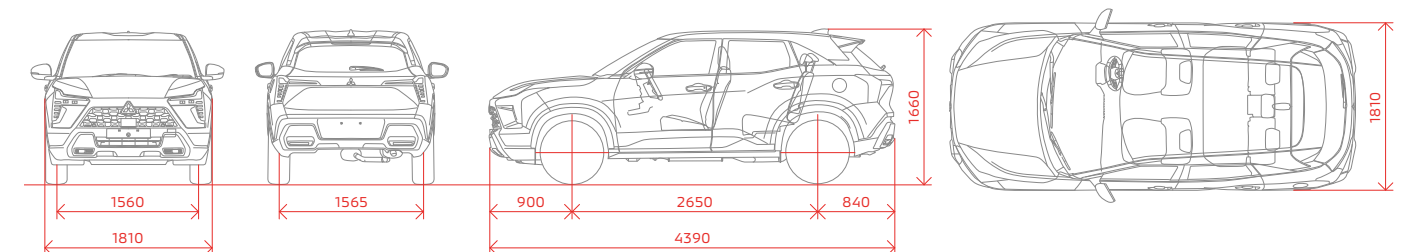
\*2: Measured by MITSUBISHI MOTORS CORPORATION. Your actual mileage will vary depending on how you drive and maintain your vehicle.

\*3: Acceleration values vary depending on equipment level.

Note: These specifications are subject to change without notice. Please consult your local MITSUBISHI MOTORS dealer/distributor for detailed specifications.

**Manufacturer's Warranty: 5 year / Unlimited Mileage. Road Side Assistance: 5 year Unlimited Mileage.**

**Service Plan: 3 year / 45 000km. Service Intervals: Every 15 000km / 1 year**



All measurements in millimetres